

**Louisiana Department of Public Safety
and Corrections
Corrections Services**

**James M. Le Blanc
Secretary**

**FACT SHEET
June 30, 2017**



This document represents a demographic snapshot of the adult probation and parole population under state supervision on June 30, 2017

Presently there are 39,176 probationers and 30,980 parolees being supervised by the Department. The parole population includes those offenders released pursuant to diminution of sentence/parole supervision for a total of 70,156

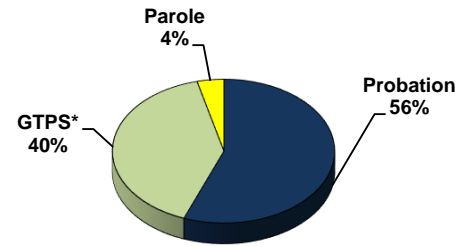
- Series of Fact Sheets made available by LDPS&C:
- Demographic Profiles of the Adult Correctional Population
 - Demographic Profiles of Adult Offenders Housed in State and Local Facilities
 - Demographic Profiles of Adult Offenders in Transitional Work Program
 - Demographic Profiles of the Death Row Correctional Population
 - Demographic Profiles of the LIFERS Adult Correctional Population
 - Demographic Profiles of the Youthful Offender Population
 - Demographic Profiles of the Geriatric Correctional Population
 - Demographic Profiles of the Female Correctional Population
 - Demographic Profiles of the Sex Offender Correctional Population
 - Demographic Profiles of the Adult Probation and Parole Population
 - Demographic Profiles of the Adult Sex Offender Probation and Parole Population

**Prepared By
Office of Management & Finance
Information Services
(225) 342-6544**

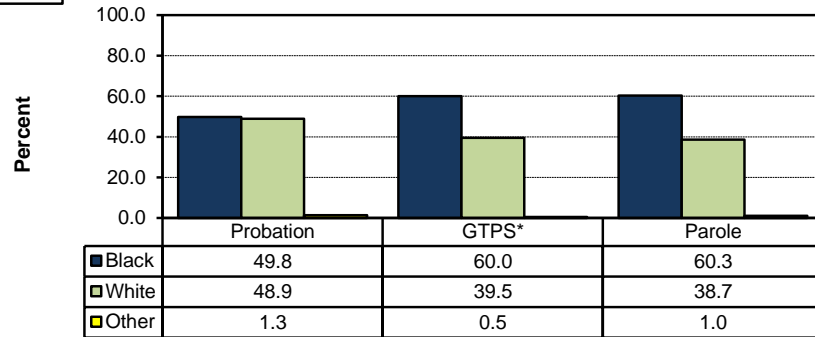


**Demographic Profiles of the
Adult Probation and Parole Population**

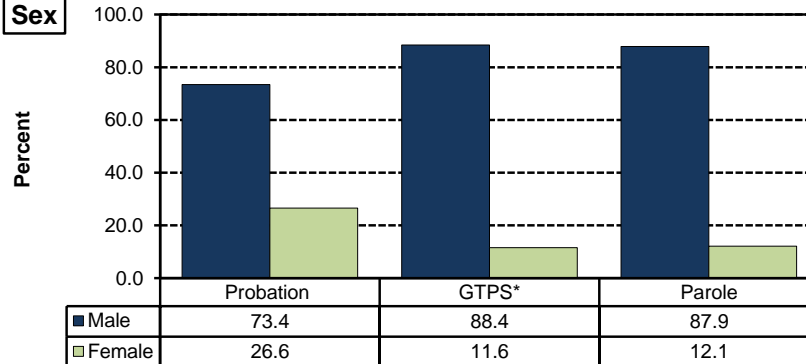
**Total
Population
70,156**



Race



Sex

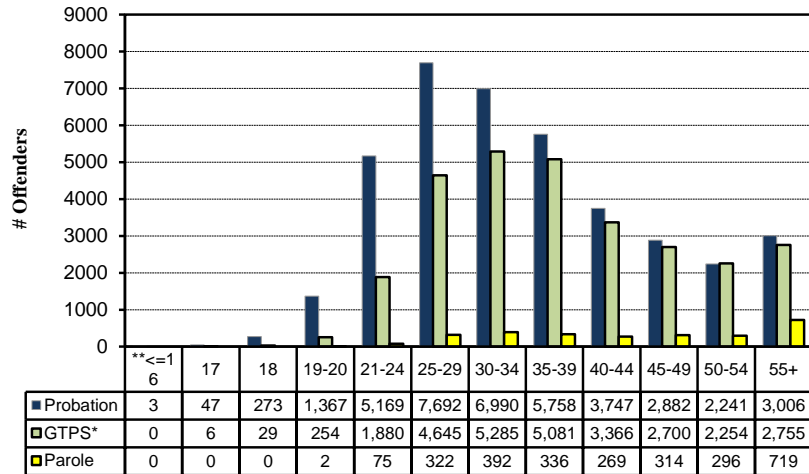


*(Diminution of sentence) GTPS-goodtime/parole supervision



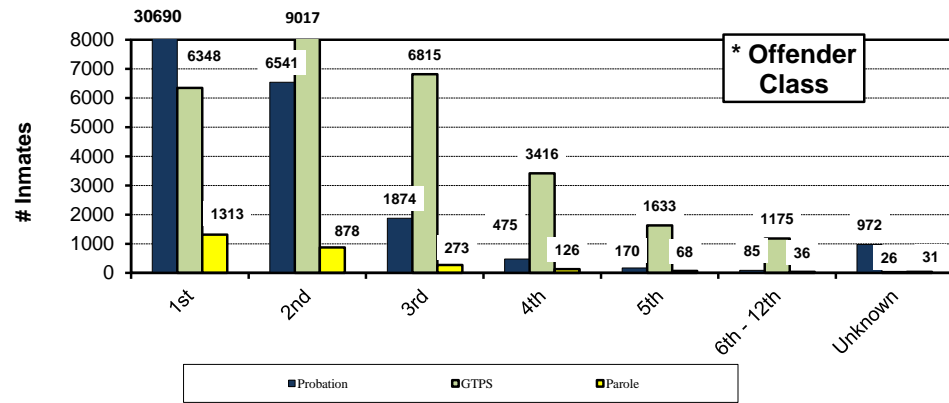
Demographic Profiles of the Adult Probation and Parole Population

Age



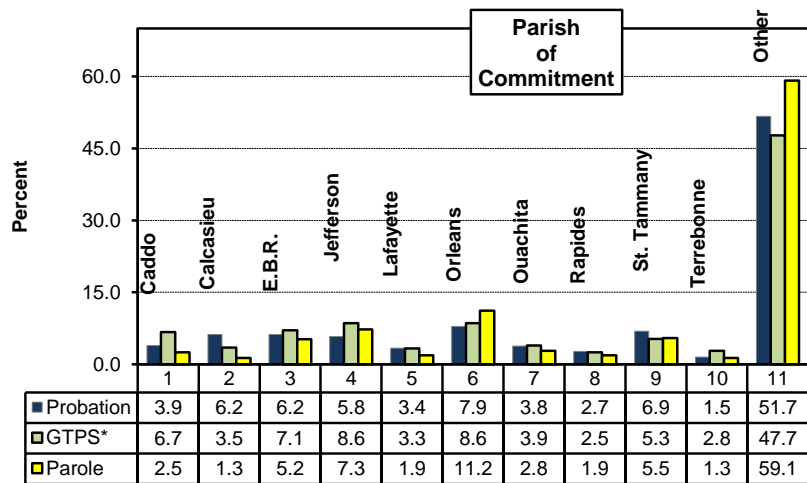
Demographic Profiles of the Adult Probation and Parole Population

FACT SHEET
June 30, 2017



* Offender class is the number of sequential felonies committed for which an offender has been convicted

Most Serious Commitment Crime	Probation	GTPS*	Parole
Violent Crimes	8.7%	10.6%	31.2%
Drug Crimes	42.6%	41.3%	41.7%
Property Crimes	31.3%	29.4%	18.3%
All Other Crimes	17.4%	18.7%	8.8%



*(Diminution of sentence) GTPS-goodtime/parole supervision

Max Sent (YRS)	Probation	GTPS*	PAROLE
0-2	21.1%	14.1%	1.5%
3-4	34.1%	21.2%	3.3%
5-6	41.4%	24.4%	12.4%
7-10	1.9%	24.1%	19.4%
11-16	0.2%	9.2%	5.5%
17-20	0.0%	2.4%	3.1%
>20	0.1%	4.1%	23.7%
Life	0.0%	0.0%	3.9%
Pending Calculation/Re-calculation	1.2%	0.5%	27.2%

Avg. Max Sent: 6.00 years

**Louisiana Department of Public Safety
and Corrections
Corrections Services**

**James M. Le Blanc
Secretary**

**FACT SHEET
June 30, 2017**



This document represents a demographic snapshot of the adult sex offender probation and parole population under state supervision on June 30, 2017.

Presently there are 1,347 probationers, 169 parolees, and 576 offenders released pursuant to diminution of sentence for a total of 2,092 being supervised by the Department.

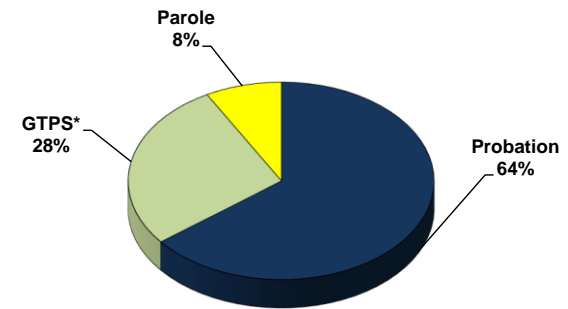
- Series of Fact Sheets made available by LDPS&C:
- Demographic Profiles of the Adult Correctional Population
 - Demographic Profiles of Adult Offenders Housed in State and Local Facilities
 - Demographic Profiles of Adult Offenders in Transitional Work Program
 - Demographic Profiles of the Death Row Correctional Population
 - Demographic Profiles of the LIFERS Adult Correctional Population
 - Demographic Profiles of the Youthful Offender Population
 - Demographic Profiles of the Geriatric Correctional Population
 - Demographic Profiles of the Female Correctional Population
 - Demographic Profiles of the Sex Offender Correctional Population
 - Demographic Profiles of the Adult Probation and Parole Population
 - Demographic Profiles of the Adult Sex Offender Probation and Parole Population

**Prepared By
Office of Management & Finance
Information Services
(225) 342-6544**

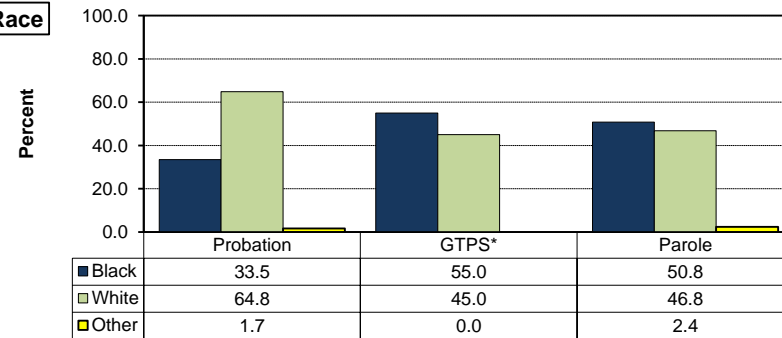


**Demographic Profiles of the
Adult Sex Offender Probation and Parole Population**

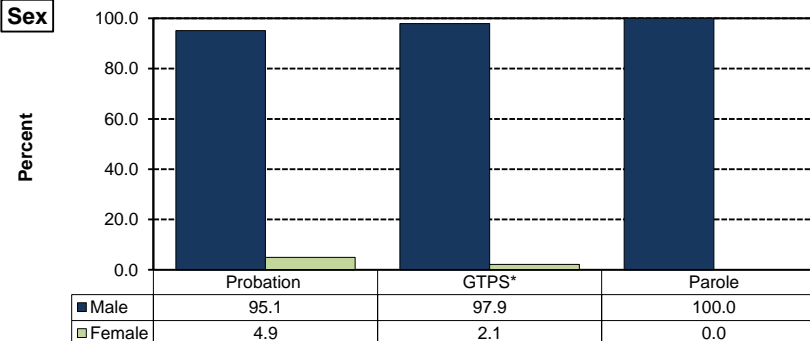
**Total
Population
2,092**



Race



Sex



*(Diminution of sentence) GTPS-goodtime/parole supervision



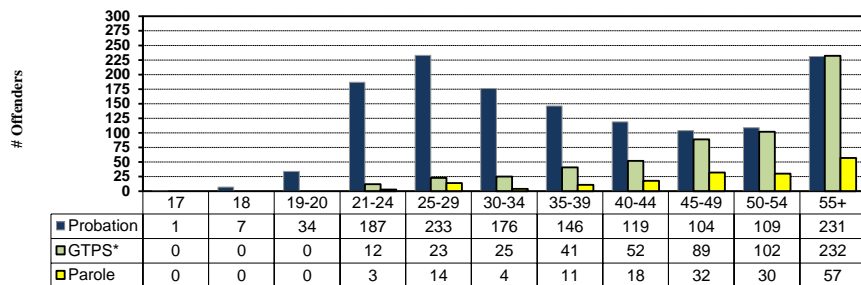
Demographic Profiles of the Adult Sex Offender Probation and Parole Population



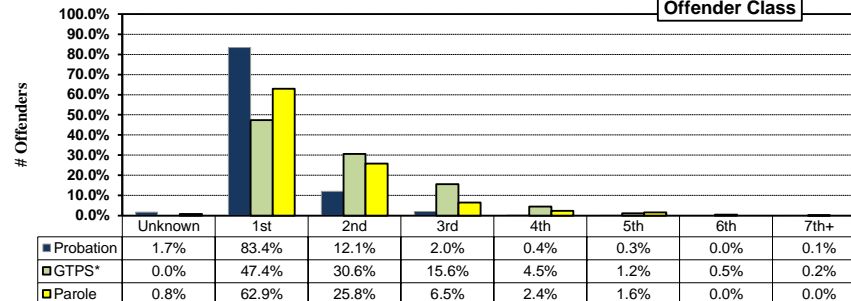
Demographic Profiles of the Adult Sex Offender Probation and Parole Population

FACT SHEET
June 30, 2017

Age

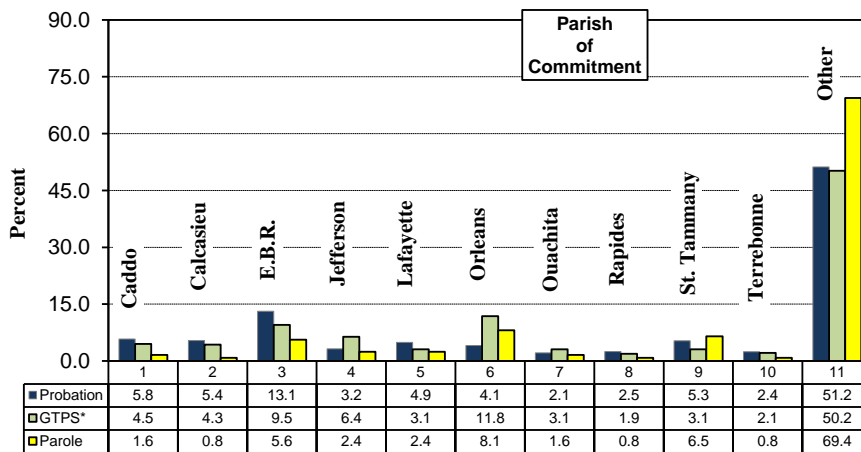


Offender Class



Most Serious Commitment Crime	Probation	GTPS*	Parole
Violent Crimes	7.2%	70.6%	63.7%
Drug Crimes	0.7%	2.8%	1.6%
Property Crimes	0.8%	5.5%	0.8%
All Other Crimes	91.3%	21.1%	33.9%

* Offender class is the number of sequential felonies committed for which an offender has been convicted



Max Sent (YRS)	Probation	GTPS*	Parole
0-2	7.9%	5.0%	1.6%
3-4	18.8%	4.5%	2.4%
5-6	66.7%	8.1%	1.6%
7-10	4.2%	10.5%	7.2%
11-16	0.6%	17.1%	4.0%
17-20	0.4%	10.7%	5.6%
>20	0.1%	44.1%	16.1%
Life	0.0%	0.0%	16.1%
Death	0.0%	0.0%	0.0%
Pending Calculation/Recalculation	1.3%	0.0%	45.4%

Avg. Maximum Sentence: 10.5 years

*(Diminution of sentence) GTPS-goodtime/parole supervision