

**Louisiana Department of Public Safety
and Corrections
Corrections Services**

**James M. Le Blanc
Secretary**

**FACT SHEET
December 31, 2016**



This document represents a demographic snapshot of the adult probation and parole population under state supervision on December 31, 2016

Presently there are 39,826 probationers and 31,176 parolees being supervised by the Department. The parole population includes those offenders released pursuant to diminution of sentence/parole supervision for a total of 71,002

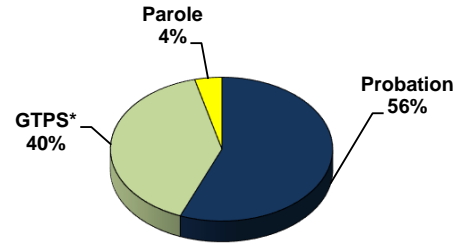
- Series of Fact Sheets made available by LDPS&C:
- Demographic Profiles of the Adult Correctional Population
 - Demographic Profiles of Adult Offenders Housed in State and Local Facilities
 - Demographic Profiles of Adult Offenders in Transitional Work Program
 - Demographic Profiles of the Death Row Correctional Population
 - Demographic Profiles of the LIFERS Adult Correctional Population
 - Demographic Profiles of the Youthful Offender Population
 - Demographic Profiles of the Geriatric Correctional Population
 - Demographic Profiles of the Female Correctional Population
 - Demographic Profiles of the Sex Offender Correctional Population
 - Demographic Profiles of the Adult Probation and Parole Population
 - Demographic Profiles of the Adult Sex Offender Probation and Parole Population

**Prepared By
Office of Management & Finance
Information Services
(225) 342-6544**

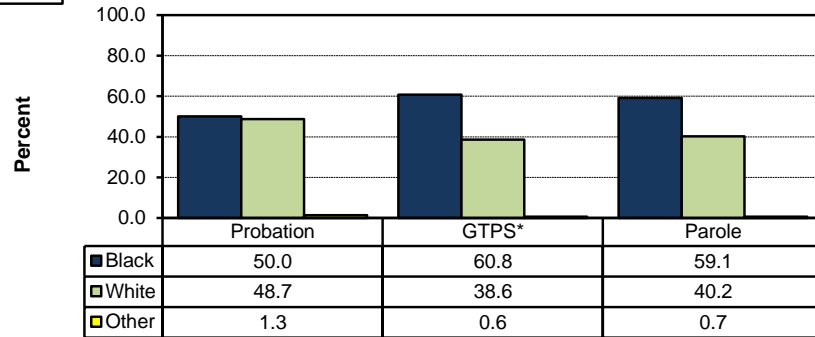


**Demographic Profiles of the
Adult Probation and Parole Population**

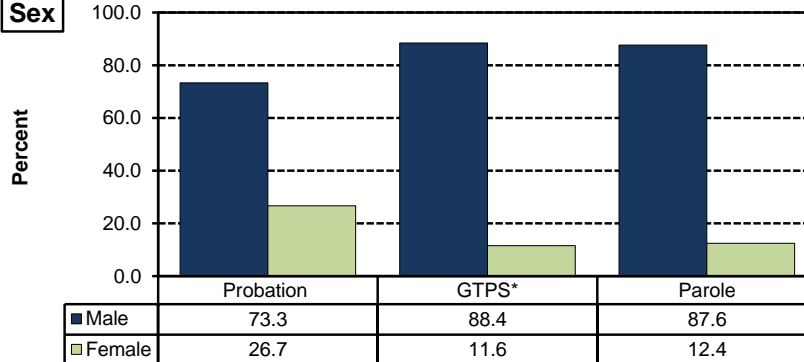
**Total
Population
71,002**



Race



Sex

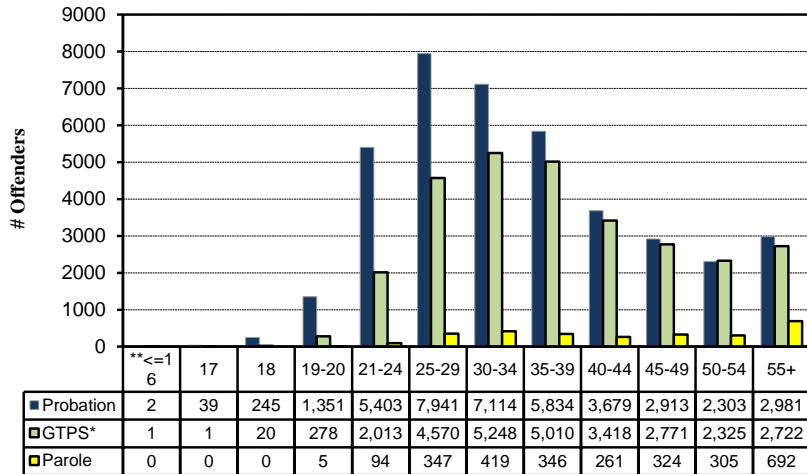


*(Diminution of sentence) GTPS-goodtime/parole supervision



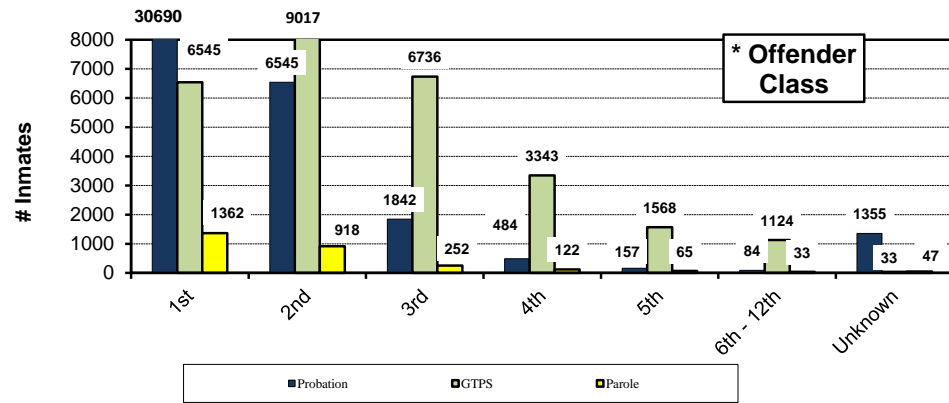
Demographic Profiles of the Adult Probation and Parole Population

Age



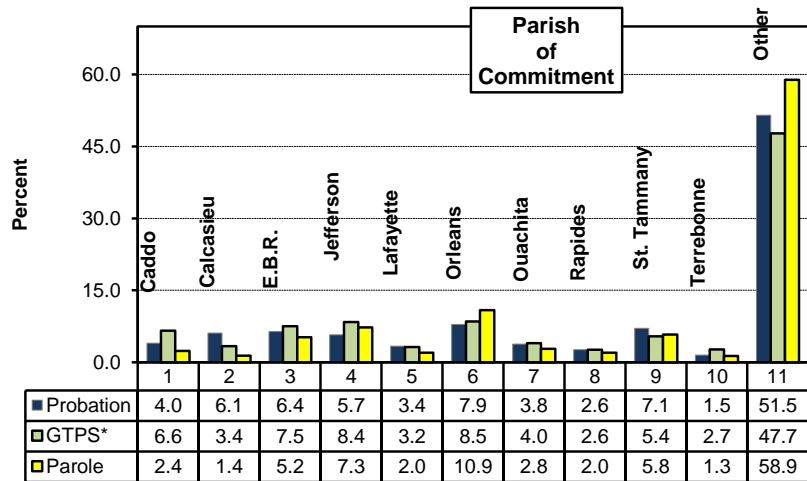
Demographic Profiles of the Adult Probation and Parole Population

FACT SHEET
December 31, 2016



* Offender class is the number of sequential felonies committed for which an offender has been convicted

Most Serious Commitment Crime	Probation	GTPS*	Parole
Violent Crimes	8.6%	10.6%	29.5%
Drug Crimes	42.9%	41.6%	42.2%
Property Crimes	31.3%	29.9%	19.6%
All Other Crimes	17.2%	17.9%	8.7%



*(Diminution of sentence) GTPS-goodtime/parole supervision

Max Sent (YRS)	Probation	GTPS*	PAROLE
0-2	21.0%	14.1%	1.6%
3-4	34.3%	21.3%	3.5%
5-6	41.2%	25.1%	15.3%
7-10	1.9%	24.0%	19.4%
11-16	0.2%	8.6%	5.4%
17-20	0.0%	2.4%	3.1%
>20	0.1%	4.2%	22.4%
Life	0.0%	0.0%	3.1%
Pending Calculation/Re-calculation	1.3%	0.3%	26.2%

Avg. Max Sent: 5.90 years

**Louisiana Department of Public Safety
and Corrections
Corrections Services**

**James M. Le Blanc
Secretary**

**FACT SHEET
December 31, 2016**



This document represents a demographic snapshot of the adult sex offender probation and parole population under state supervision on December 31, 2016.

Presently there are 1,347 probationers, 165 parolees, and 615 offenders released pursuant to diminution of sentence for a total of 2,126 being supervised by the Department.

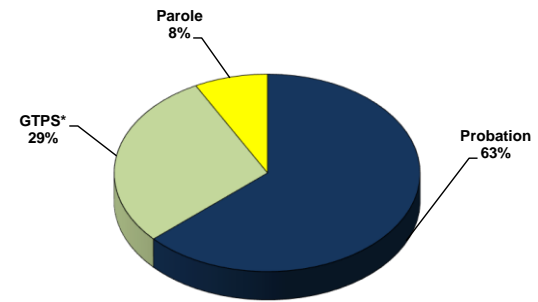
- Series of Fact Sheets made available by LDPS&C:
- Demographic Profiles of the Adult Correctional Population
 - Demographic Profiles of Adult Offenders Housed in State and Local Facilities
 - Demographic Profiles of Adult Offenders in Transitional Work Program
 - Demographic Profiles of the Death Row Correctional Population
 - Demographic Profiles of the LIFERS Adult Correctional Population
 - Demographic Profiles of the Youthful Offender Population
 - Demographic Profiles of the Geriatric Correctional Population
 - Demographic Profiles of the Female Correctional Population
 - Demographic Profiles of the Sex Offender Correctional Population
 - Demographic Profiles of the Adult Probation and Parole Population
 - Demographic Profiles of the Adult Sex Offender Probation and Parole Population

**Prepared By
Office of Management & Finance
Information Services
(225) 342-6544**

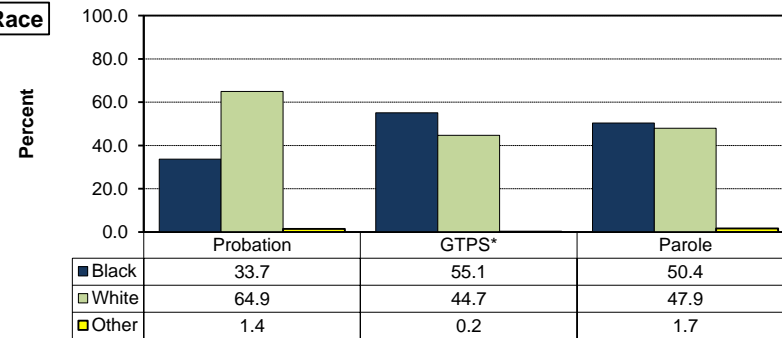


**Demographic Profiles of the
Adult Sex Offender Probation and Parole Population**

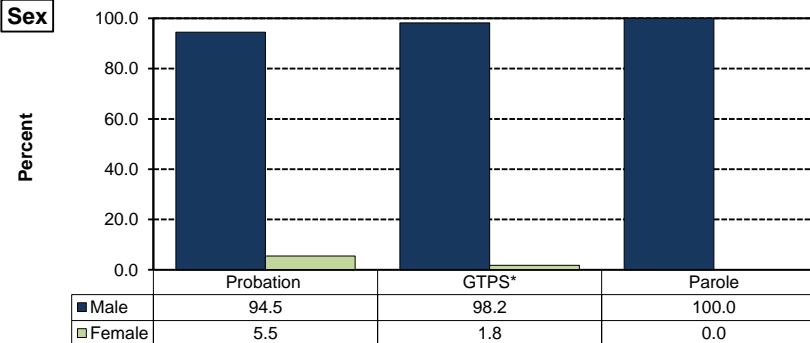
**Total
Population
2,126**



Race



Sex



*(Diminution of sentence) GTPS-goodtime/parole supervision



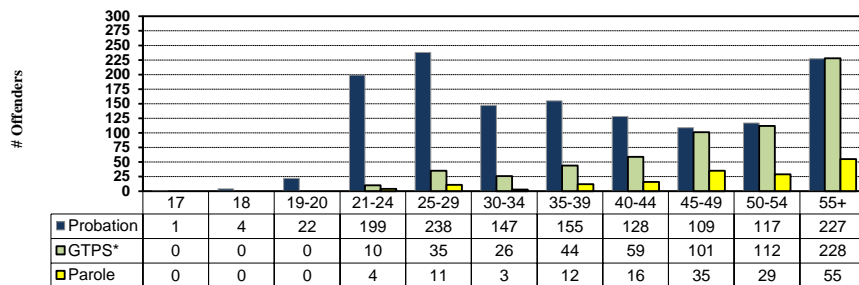
Demographic Profiles of the Adult Sex Offender Probation and Parole Population



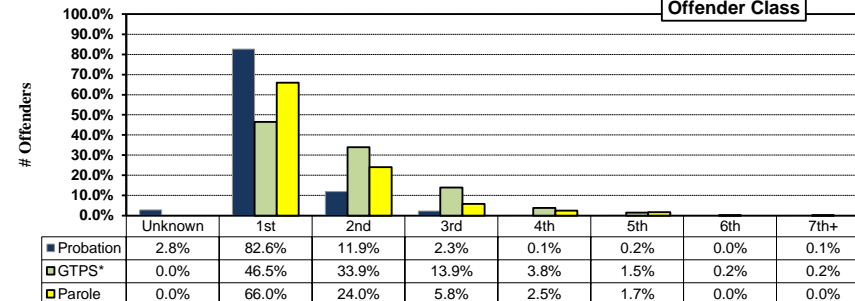
Demographic Profiles of the Adult Sex Offender Probation and Parole Population

FACT SHEET
December 31, 2016

Age

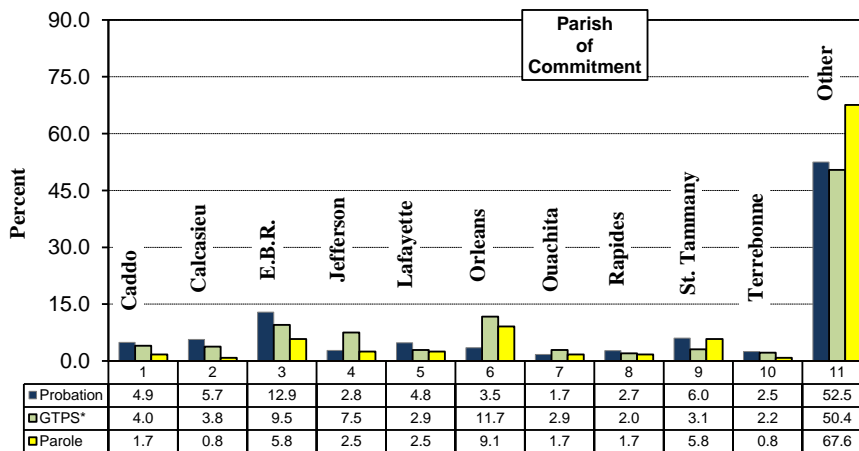


Offender Class



Most Serious Commitment Crime	Probation	GTPS*	Parole
Violent Crimes	7.1%	69.2%	64.5%
Drug Crimes	0.9%	4.0%	1.7%
Property Crimes	0.9%	5.1%	1.7%
All Other Crimes	91.1%	21.7%	32.1%

* Offender class is the number of sequential felonies committed for which an offender has been convicted



Max Sent (YRS)	Probation	GTPS*	Parole
0-2	8.3%	3.8%	2.5%
3-4	20.9%	4.9%	3.3%
5-6	64.9%	8.2%	1.7%
7-10	3.6%	12.4%	6.6%
11-16	0.5%	15.6%	4.2%
17-20	0.4%	11.0%	5.0%
>20	0.1%	44.1%	15.7%
Life	0.0%	0.0%	15.7%
Death	0.0%	0.0%	0.0%
Pending Calculation/Recalculation	1.3%	0.0%	45.3%

Avg. Maximum Sentence: 10.6 years

*(Diminution of sentence) GTPS-goodtime/parole supervision