

**Louisiana Department of Public Safety
and Corrections**

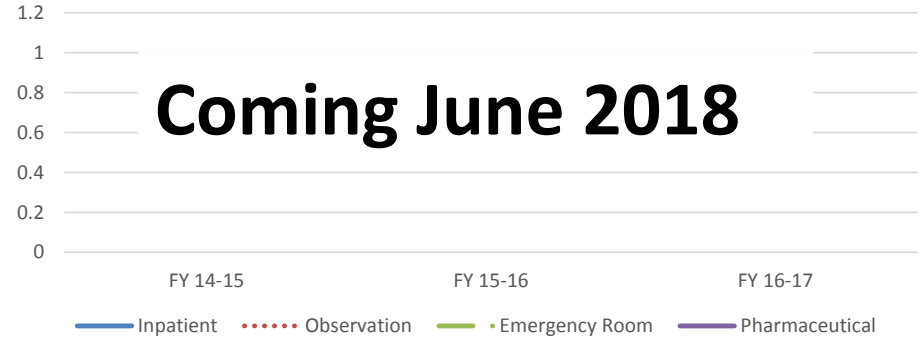
Division of Medical and Mental Health



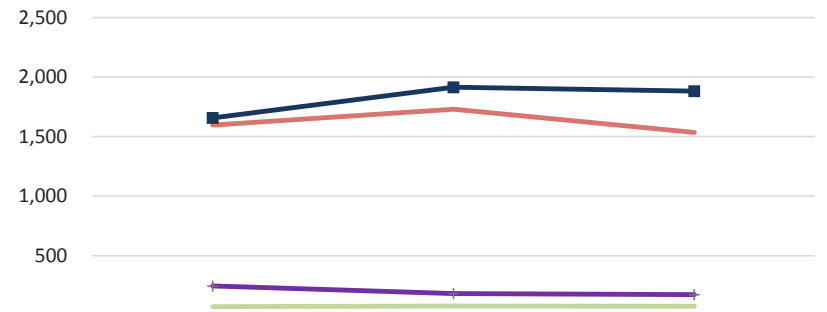
December 31, 2017

*Profile of Medical And Mental Health
Adult Correctional Population*

Costs



Mental Health Level of Care



	2015	2016	2017
1	71	76	74
2	245	182	172
3	1,596	1,730	1,535
4	1,657	1,915	1,882
% on Pysch Meds.			

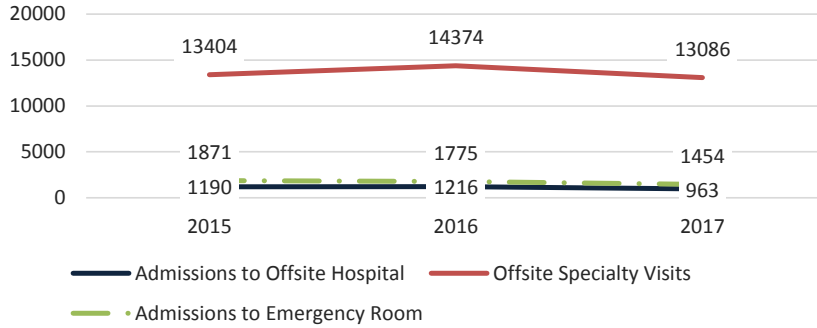
An offender with a Mental Health Level of Care 1-3 is consider to have a serious mental illness (SMI). SMI is defined as a confirmed diagnosis of at least one of the following:

- 1) Major Depressive Disorder (MDD);
- 2) Schizophrenia;
- 3) Schizoaffective Disorder;
- 4) Bipolar Disorder;
- 5) Unspecified Schizophrenia Spectrum; or
- 6) Severe Anxiety Disorder.

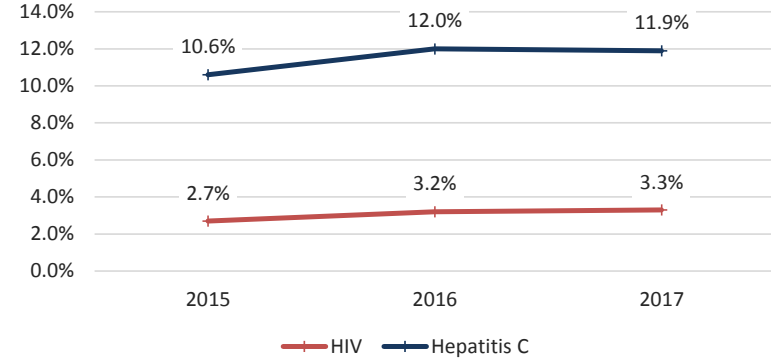
Mental Health Level of Care 4 is assigned to offenders with any diagnostic impression, excluding SMI, addiction disorder diagnosis, or those requiring mental health interventions within the previous 12 months.

1 2 3 4 % on Pysch Meds.

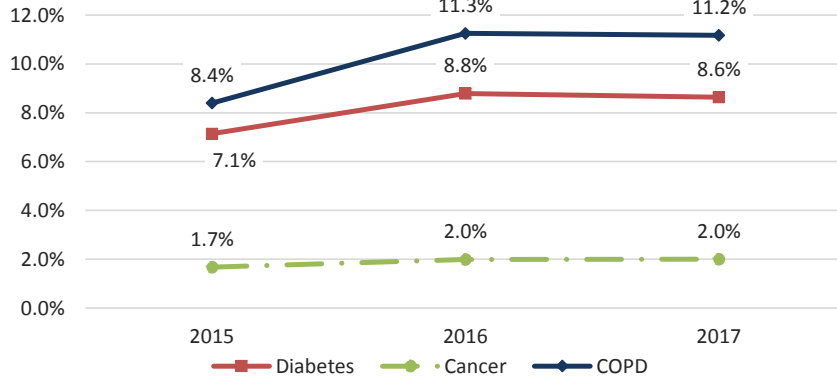
Specialty Care



Communicable Disease



Chronic Diseases (Pt. 1)



Chronic Diseases (Pt. 2)

